

INNER NORTH REPORT

2025

New perspectives
COMMUNITY REPORT 2025

ABOUT THIS REPORT

The Inner North Report drives a community action program designed to guide change and make the Inner North a better place for all, but starting with those who do not get their fair share now.

The report provides an updated statistical overview of our community and is designed to stimulate conversations about how we got to where we are, what is changing and what needs to change to make things even better.

Finally, grants are made from a community funded grants program to qualified organisations to move forward on local issues. It is community guided, community assessed and community funded and this process was assessed by Melbourne University, Social Equity Institute, summarised as follows:

The production of the Inner North Report has offered a **communication channel** to **inform the community** of what is going on in Inner North Melbourne.



It contributes to creating a **shared understanding of goals** for the whole community.



The Inner North Report has provided **comprehensive data** with credible information sources in **digestible and usable** format.



The production of the Inner North Report has engaged with a greater **diversity of voices** to define 'who we are'.



The **community engagement process** has offered an effective approach to gather community feedback.



The Inner North Report has **strengthened donors' confidence** in the work of the Foundation.



ABOUT THE INNER NORTH

The **Wurundjeri people** have been custodians

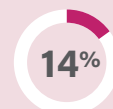
for more than **40,000 years**

10% of residents

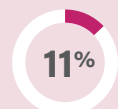
arrived from **overseas** in last 10 years



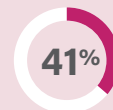
Population:



aged **0-14** years



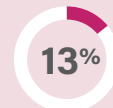
aged **15-24** years



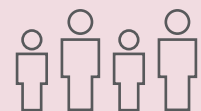
aged **25-44** years



aged **45-64** years



aged **65+** years



The Inner North population

447,000



identify as being **religious**

comprising **99 religions**



The Inner North is **124 km²**

1% of Melbourne's land area

but **8%** of its **population**

31% were born **outside of Australia** **28%** nationally



120 schools and **53,000 students**



959 charities

that provide services, support people and progress causes **for local people**



Acknowledgement of Country.

The producers of this report acknowledge the Wurundjeri Woi Wurrung people of the Kulin Nation as the traditional owners and custodians of these lands and waters and pay respect to their Elders past and present.



OUR PRIORITY ISSUES FROM 2022

Homelessness & access to housing

Homelessness has **increased by almost 50%** even though, of those 15+ years of age, half are in some form of employment.



Support for those facing poverty

1 in 10 people in the Inner North are **living in poverty** according to VCOSS.



Cost of housing ownership & rental

30 years ago, a house in the Inner North was approximately

4.5 times a household's **annual income**.



Today, it is

12 times a household's **annual income**.

Violence against women

Every week an average of **10 Inner North people** are admitted to emergency departments as a **result of family violence**.



Access to mental health care

More than **1 in 4 adults** in the Inner North have **low to medium life satisfaction** and **1 in 7** live with **high psychological distress**.



WHAT'S CHANGED SINCE 2022

While things are getting better, there is still plenty to do:

- Homelessness has increased dramatically
- Rent and housing is less affordable and assistance is not increasing
- Family violence still makes up a third of on-person crimes—despite only a fraction being reported
- Average income has increased but wealth gap between rich and poor has widened
- Unemployment continues to grow as a problem for young people
- Women work the same hours as men in paid employment but spend much more time working in unpaid domestic work
- The Inner North is becoming a less diverse community
- 1 in 20 people ran out of money to buy food in the last 12 months
- Volunteering is down by 30%

and our community has many resources

- In one year, over \$143M was donated to charity by individuals living in the Inner North
- There are 925 businesses with an annual turnover of over \$10 million or more in the Inner North
- 1,686 new businesses launched in the Inner North and 1,481 business closed
- 3,364 new dwellings received building approvals for the year

BE PART OF THE ACTION

The Inner North Report drives a community action program designed to create change and make the Inner North a better place for all. It is community guided, community assessed and community funded and if you would like to be a part of it, we welcome your involvement. There are many ways you can get involved.



If you want to **talk** about it with your family and friends, you can get a copy of the report at www.innernorthfoundation.org.au



If you have **ideas** or **time to volunteer**, contact **Ben Rodgers** — ben.rodgers@innernorthfoundation.org.au



If you want to be part of our **community granting** process or want to **donate**, contact **Bianca Maciel Pizzorno** — bianca.macielpizzorno@innernorthfoundation.org



INCOME & INEQUALITY

Did you know?
Rent parties were a real thing in Fitzroy in the '80s—live gigs to cover rent

THE GAP

The average income of residents **has increased** outpacing Greater Melbourne **↑ 12%**

YET

The difference in average income between the **highest and lowest**

earning suburbs in the Inner North is

\$47,670
per year



has **increased** **↑ 20%** in 4 years

THOSE WITHOUT INCOME

More than **22,000**

people aged 15+

have no income

That's... **8,000 fewer**
than 4 years ago



SOCIO-ECONOMIC RANKING

The Inner North enjoys a **high socio-economic ranking**



In the **top 15%** in Australia

Up from the **top 20%**
4 years ago

YET



1 in 5 people are socio-economically **disadvantaged**



HOUSING

Did you know?
Some Inner North share houses have operated continuously for over 30 years

HOMELESSNESS

91 people

in every **10,000** are homeless



That's

49% more

than 4 years ago

YET

An estimated

13,605

homes in the Inner North are vacant



That's

49% more

than 4 years ago

RENTERS

43%

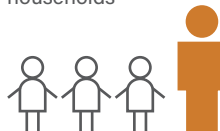
of households are **renting**



AND

42%

of renters are **lone person** or **single parent** households



AFFORDABILITY

Less than

2%

of rental properties are **affordable** for **lower income households**



YET

5%

of people over 15 receive **rent assistance**

HOUSEHOLDS

46% of households

have moved at least once in the last 5 years



1 in 3

of these households **own their home**





HEALTH & WELLNESS

Did you know?

The Yarra Bend Asylum (1848) was Victoria's first psychiatric hospital

ALCOHOL CONSUMPTION

1 in 5 people

in the Inner North have drunk **harmful amounts** of alcohol in the last year



Higher than the State and National averages



AND

30%

of **men** drink **harmful amounts** of alcohol



VACCINATIONS



The vaccination rate for **5-year olds** is

95%

There are

210 admissions to hospital per



100,000 people

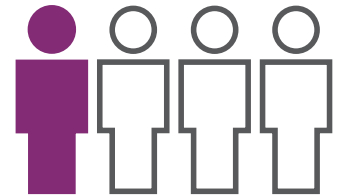
for vaccine preventable conditions

More than **double** the national average

2x ↑

1 in 4 people

in the Inner North are **obese**



down from

1 in 3 people

four years ago

Now lower than the Victorian and Australian average

EXERCISE



3 out of 4 people

exercise **less** than recommended

YET

12%

use active transport to get to work



In our region, we use active transport to get to work more than **double** the national average

MENTAL HEALTH

Psychological distress:

15%

of people in the Inner North live with **high psychological distress**



up from **↑ 12.6%** 4 years ago

AND

The rate of **childhood obesity** is

5.3%



down from **↓ 6.8%** 4 years ago



LEARNING

Did you know?

Thornbury Primary teaches Woi Wurrung, one of few schools in Melbourne that do

STARTING OUT



The Inner North is in the **top 11% nationally** for educational and occupational advantage

18%

of children

beginning school start with at least one **development vulnerability***

*the lowest rate since 2012



SECONDARY SCHOOL

76%

of people over 15 have completed **Year 12 or equivalent**

has increased **↑ 10%** in 4 years

YET

Women make up

61%

of the **5,650 people** in the Inner North who never went to school

FURTHER EDUCATION

70%

of people over 15 have a **post-secondary education**



YET

28%

of children

are **not continuing** in further education or training after Year 12





WORK

Did you know?
Brunswick's fashion industry once supplied half of Australia's knitwear

WORKPLACES

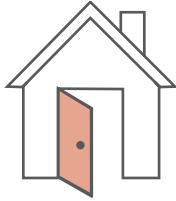
Of the

192,817

local workers
in the Inner North

37.5%

also live in the area



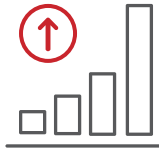
UNEMPLOYMENT

Unemployment rate:

5.2%

 (March 2025)

in the Inner North,
the **highest since March 2022**



— AND —

19%

 of young people

are **unemployed**
and looking for work



almost **twice as many**
as 4 years ago

2x

 ↑

WOMEN

Women in the Inner North are

3x

 more likely
than men

to contribute **over 30 hours**
of unpaid domestic work



down from **↓ 5x** 4 years ago

— YET —

Women
work a median of

35-39

hours

paid work, same as the men



ENVIRONMENT

Did you know?
Merri Creek has over 200 species of native plants - many community planted

AIR QUALITY

Air quality in
the Inner North is
usually rated as

Good



Air quality categories:

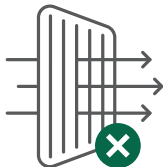
- Good
- Moderate
- Poor
- Very Poor
- Hazardous



— AND —

The average amount
of **fine particulate matter**
in the air has
decreased

↓ 16%

 since
2015

RIVERS & CREEKS



The overall health
of the **Yarra River**
catchment continues
to **improve**

— YET —

The water quality of
rivers and creeks
in the Inner North is
very poor



CARS

1 in 7

households do
not have a car



— AND —

An additional
1,292
households

are going without
a car compared to
5 years ago

SOLAR



of dwellings have
solar systems
installed

Compared to:


40%

nationally

— YET —

An additional
11,511
solar panels

have been installed
in the last 7 years





SAFETY & SECURITY

Did you know?
Fitzroy Legal Service pioneered
free legal aid in Australia

CRIME

The rate of
property damage incidents

has increased

↑ **10%** since 2020



— YET —

The rate of
Crimes of deception

has decreased

↓ **14%** since 2020



1 in 5 alleged offenders are under 25 years old

FEELING SECURE

12%

of all crimes are
against people



Compared to: **16%** state-wide

PERSONAL SAFETY

The on-person
crime rate

has decreased

↓ **7%** since 2020

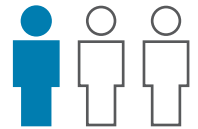


— YET —

Reported
Family violence
incidents account for

1 in 3

of these on-person
crimes



CULTURE & COMMUNITY

Did you know?
The Inner North hosts over 70 different
cultural festivals a year

ARTS & RECREATION

12.5%


of people
participate in sport



That's... **12,000 more**
than in 2018

— AND —

The number of
Arts and Recreation
businesses has
increased to



1,594

Providing
8,940 jobs to residents

INDIGENOUS LANGUAGE

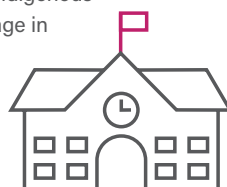
108

The number of people
speaking an
Indigenous Australian
language at **home**
has **doubled**



— AND —

Thornbury Primary School remains the
only government school
teaching an Indigenous
Australian language in
the Inner North



PARTICIPATION

13%

of residents in
the Inner North



contribute to the
community by
volunteering

has
decreased ↓ **5%** in 4 years

— YET —

There has been a **significant increase** in voter turnout in
local elections

78%

of **enrolled persons** voting



Thanks to our sponsors

